

# EINA CHAIR

enea

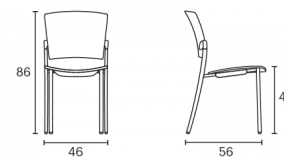
BY Llusà Design



## Structures

- 30x20x2 mm oval cold rolled steel tube
- Die-cast aluminium arms and backrests L-2630 UNE 38-263
- Semi-automatic steel robot welding with gas-controlled steel wire input
- UNE-EN 11010:1989
- UNE-EN 11011:1989

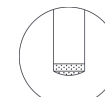
## Measures



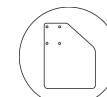
## Accessories



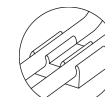
Transport  
trolley



Felt foot  
pads



Writing  
table



Linking  
device

The 4-legged steel structure and the aluminium armrests of Eina chair are offered in chrome/polish or lacquered in any of our colours, and the seat and backrest are produced in polypropylene and can be upholstered in a broad range of fabrics. The sturdiness of this model means it easy blends into high-traffic spaces like waiting rooms, hospitals, and the public and contract sector.

[Click here to see all the finishes of Eina chair](#)