

EMA SLEDGE CHAIR WITH CLOSED BACKREST AND ARMS

BY Lievore Altherr Molina

enea



Ema chair with closed backrest and arms is strong, lightweight and high stackable and its closed back makes cozier than the open back. This model also allows to stack up to 45 units, what makes it perfect for all kinds of spaces, in special for contract sector. The sledge steel structure and the aluminium arms can be chromed/polished or lacquered in any of our colours and the seat and backrest are available in polypropylene or upholstered. Besides, it has an upholstered seat pad available, which is very useful for multipurpose or crowded spaces, improving stacking by causing less friction than the full upholstery version. In this case, the stackability reaches up to 20 units on the trolley and 15 units on the floor.

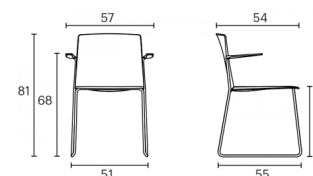
Structures

- Ø13×1.5 mm round cold rolled steel tube
- Robotic MIG/MAG welding according to UNE EN 287-1:2011 standards
- Aluminium arms
- Stacked on transport and storage trolley: 45 in polypropylene and 20 in upholstered version
- Stacked on floor and transport trolley: 20 in polypropylene and 15 in upholstered version
- UNE-EN 16139-2015

Certificates

UNE-EN 16139:2015 (Level L2, extreme use).
Ecodesign Product in accordance to UNE-EN ISO 14006.

Measures



Accessories



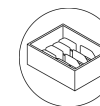
Two component glider for delicate flooring



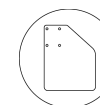
Transport and storage trolley



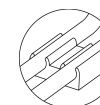
Transport trolley



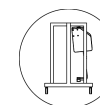
Writing table box



Writing table



Linking device



Trolley for writing tables

[Click here to see all the finishes of Ema sledge chair with closed backrest and arms](#)

