

# EMA STOOL WITH CLOSED BACKREST

BY Lievore Altherr Molina

enea



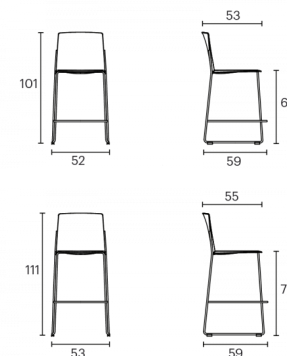
## Structures

- Ø13×1.5 mm round cold rolled steel tube
- Robotic MIG/MAG welding according to UNE EN 287-1:2011 standards

## Finishes

- Structure lacquered or chromed.
- Seat in polypropylene or upholstery.
- Back in polypropylene or upholstery.

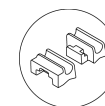
## Measures



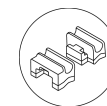
## Accessories



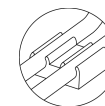
Two component glider for delicate flooring



Linking glider



Two component linking glider for delicate flooring



Linking device

Ema stool with closed backrest is strong, lightweight, stackable and its closed back makes cozier than the open back, what makes it perfect for all kind of spaces. The sledge steel structure can be chromed or lacquered in any of our colours, and the seat and backrest are available in polypropylene or upholstered. Besides, it has an upholstered seat pad available, which is very useful for multipurpose or crowded spaces, improving stacking by causing less friction than the full upholstery version. This model comes in two heights: high and medium.

[Click here to see all the finishes of Ema stool with closed backrest](#)

