

LOTTUS ARMCHAIR

enea

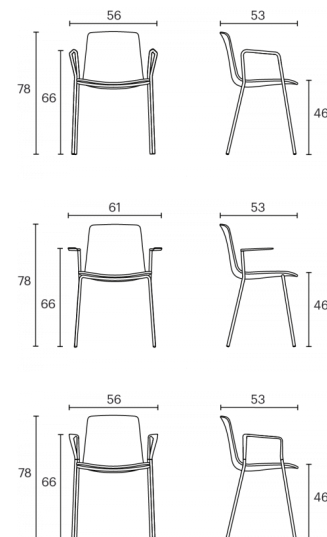
BY Lievore Altherr Molina



Structures

- Ø16×2 mm round cold rolled steel tube
- Semi-automatic steel robot welding with gas-controlled steel wire input
- Steel, polypropylene or die-cast aluminium arms L-2630 UNE 38-263
- Stacked on floor and transport trolley: 8 in polypropylene and 6 in upholstered version
- Stacked on transport and storage trolley: 12 in polypropylene and 6 in upholstered version
- UNE-EN 16139-2015

Measures



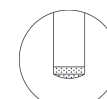
Accessories



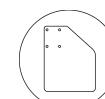
Transport and storage trolley



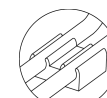
Transport trolley



Felt foot pads



Writing table



Linking device

Lottus chair has a 4-legged steel structure which comes in chrome or lacquer option in any of our colours and has a broad range of finishes available: wooden shell with frontal upholstery option, polypropylene shell with or without polypropylene or upholstered seat pad, or fully upholstered one. Furthermore, this model has steel, aluminium or wing arms.

[Click here to see all the finishes of Lottus armchair](#)