

# MATE SLEDGE STOOL

enea

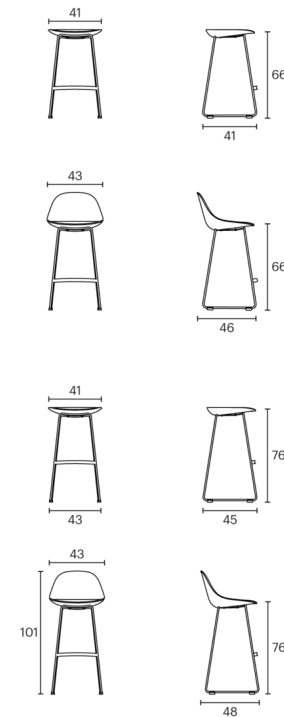
BY Estudi Manel Molina



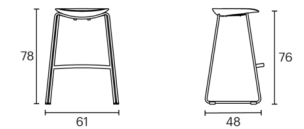
## Structures

- Ø14 × 2 mm round cold rolled steel tube frame
- Semi-automatic robotic steel welding with gas-controlled addition of steel wire
- Low or high backrest
- Optional fire-resistant polypropylene according to M2 standard
- Stacking on ground: 4 units

## Measures



## Measures

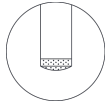


The Mate Sledge stool is available with either a low or high backrest, and features a steel frame that can be either chromed or lacquered in any of our colours. It can also be customised in a great number of finishes, including a polypropylene shell, with the choice of a polypropylene or upholstered seat pad, and a fully upholstered option. This model is available in two different heights: medium for residential and corporate environments; and high for cafes, bars, and restaurants. It also includes a stackable version with a low backrest.

[Click here to see all the finishes of Mate Sledge stool](#)

---

## Accessories



Felt foot  
pads