

# LOTTUS SLEDGE CHAIR

enea

BY Lievore Altherr Molina



Lottus sledge chair has a steel structure that comes in chrome or lacquer option in any of our colours and has a broad range of finishes available: wooden shell with frontal upholstery option, polypropylene shell with or without polypropylene or upholstered seat pad, or fully upholstered one. Furthermore, it is possible to add wing arms, making it suitable for different spaces and for hanging on the tables for cleaning floors.

[Click here to see all the finishes of Lottus sledge chair](#)

## Structures

- Ø14x2 mm round cold rolled steel tube
- Polypropylene arms
- Semi-automatic steel robot welding with gas-controlled steel wire input
- Stacked on floor and transport trolley: 8 in polypropylene and 6 in upholstered version
- Stacked on transport and storage trolley: 12 in polypropylene and 6 in upholstered version
- UNE-EN 16139-2015

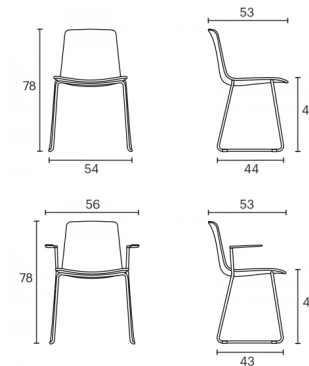
## Certificates

UNE-EN 15373:2007  
Strict public assessment 3.  
UNE-EN 16319:2013. 11012/11013:  
1989.

## Finishes

- Structure lacquered or chromed (with arms in lacquered steel, polypropylene and polished or lacquered aluminium).
- Shell in polypropylene, 2D wood, 3D wood or upholstery.
- Seat in polypropylene or upholstery.

## Measures



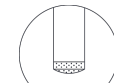
## Accessories



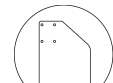
Transport and storage trolley



Transport trolley



Felt foot pads



Writing table



Linking device