



**LOTTUS
LOUNGE**

enea



Lottus Lounge

The broad, relaxed form of the Lottus Lounge and its range of bespoke and finishing options make it an informal seat of true integrity and comfort, ideal for waiting rooms.

La forma ancha y relajada de Lottus Lounge y sus acabados a medida hacen que sea una silla informal muy cómoda, perfecta para salas de espera.





Revolving Lottus Lounge, base in RAL 7004 and upholstered shell in Medley 68002.

On the right: Revolving Lottus Lounge, polished aluminium base and fully upholstered shell in Remix2 123.

Lottus Lounge






Lottus Lounge

Composed, informal curves make Lottus Lounge inviting and intimate.

Con curvas informales y serenas, Lottus Lounge resulta atractiva e íntima.



Lottus Lounge High (ref. 7900) with polished arms and base, fully upholstered in Step Melange 63075, and featuring an Ottoman (ref. 5944).

Lottus Lounge



Lottus Lounge (ref. 5901), lacquered base in RAL 9005, fully upholstered in Napoli leather 2600.

On the right: Lottus Lounge (ref. 5946 and ref. 5901) with aluminium base polished fully upholstered in Comfort 0018 and 1012. Used with LTS System.

Lottus Lounge




Lottus Lounge



Lottus Lounge

An auxiliary table arm is perfect for less formal working and meetings.

La tablilla de escritura la hace ideal para entornos de trabajo o salas de espera menos formales.



Lottus Lounge (ref. 5901 and note ref. 5946) lacquered in RAL 9005 and fully upholstered in Blazer CUZ1N and CUZ35.

Lottus Lounge




Lottus Lounge

Lottus Lounge wood (ref. 5964)
completely in oak.

On the left: Lottus Lounge
wood family (ref. 5964) in
natural birch structure and
shell, with upholstered pad
in Crisp 4603 and featuring
a low LTS System table.



Lottus Lounge



Lottus Lounge (ref. 5927) with structure lacquered in RAL 9016, fully upholstered in Step 68118, 68157 and 68159, together with low Lottus table AL (ref. 4941).

Lottus Lounge

The Lottus Lounge comes in two different backrest heights and with a timber four leg base, sled base or swivel star base. They are available in oak or birch plywood, fully upholstered or with an upholstered seat pad.

Lottus Lounge se ofrece en dos alturas de respaldo diferentes, con una base de cuatro patas de madera, base de patín o base giratoria en estrella. Está disponible en madera contrachapada en abedul o roble, totalmente tapizada, o con galleta tapizada.

Lounge Chair



WOOD
W 643
H 745
D 620



SWIVEL
W 660
H 755
D 619



SWIVEL
ARMCHAIR
W 640
H 745
D 630



NOTE
W 775
H 745
D 630



SLEDGE
(Stackable)
W 640
H 745
D 630

High lounge chair



SWIVEL
W 643
H 745
D 620



SWIVEL
ARMCHAIR
W 660
H 755
D 619



OTTOMANA
W 620
H 395/410/440
D 520

Structure

- Birch or oak plywood shell, high frequency press formed, with E-1 adhesive
- Round 14x2mm tube in cold laminated steel.
- Semiautomatic arc robot welding with gas controlled steel strip
- Table legs in birch or oak veneer. Mechanical joints with screw/nut solution
- Base with 4 polished aluminium or lacquered supports, with non-slip tips

- Carcasa de madera de abedul o roble contrachapeada, conformada en prensa de alta frecuencia y colas E-1
- Tubo redondo de diam. 14x2mms., de acero laminado en frío
- Soldadura semiautomática en robot de arco con aporte de hilo de acero controlado por gas
- Patas de tablero de láminas de chapa de abedul o roble. Uniones mecánicas de solución tornillo/tuerca
- Base de 4 apoyos de aluminio pulido o lacado con topes antideslizantes

Accessories

- Felt leg pads

- Pies de fieltro

Lottus Lounge

**Ola Auzoa, 4
20250 Legorreta
Gipuzkoa, Spain
+34 943 806 275
enea@eneadesign.com
www.eneadesign.com**